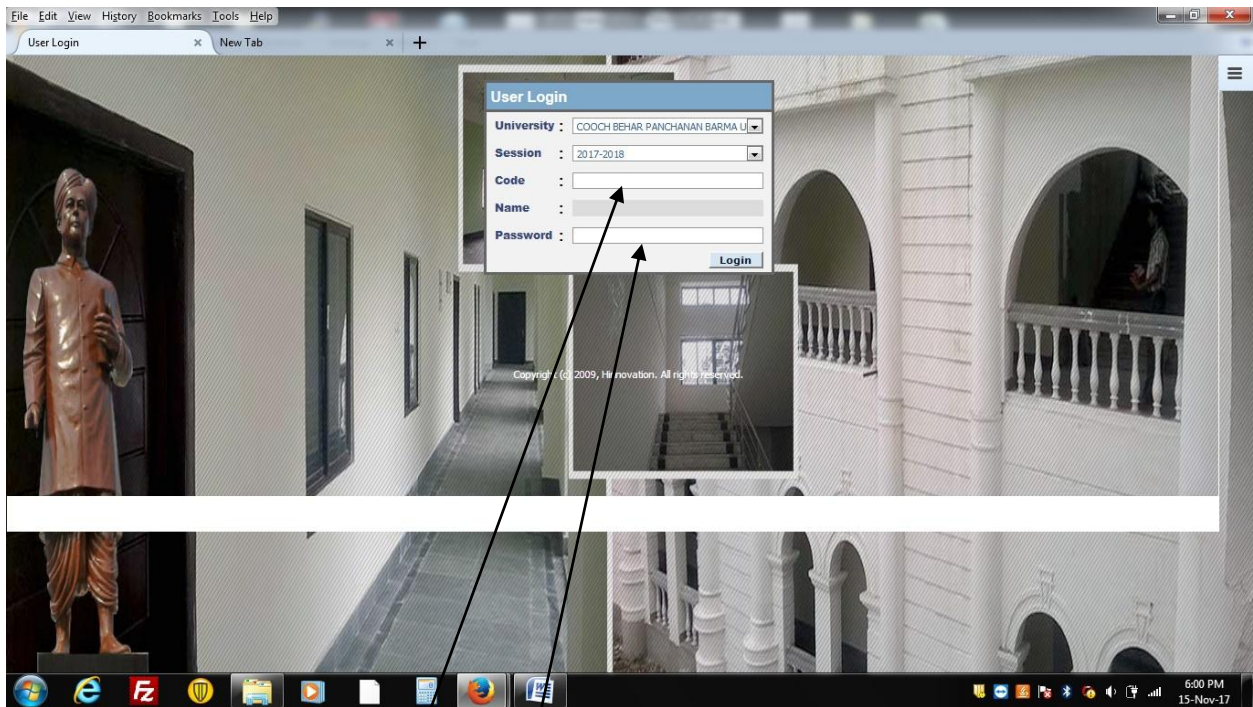


## STUDENT ONLINE REGISTRATION PROCESS

IF ANY STUDENT DOES NOT GET THEIR LOGIN INFORMATION PLEASE CONTACT COLLEGE AUTHORITY.

Please click on to the link : <http://cbpbu.ac.in/ug-admission.php>

On clicking the above link, an online Registration portal will be opened like below.




Please note that you will receive an SMS for your **User code** and system generated **password** on your registered mobile number.

In case if you don't receive any SMS then please contact your college office

Please provide your **Code No.** and **Password** as received in your registered mobile number through SMS for login to your above portal.

On giving Code No. and Password a new screen will be appeared which will look like as below.

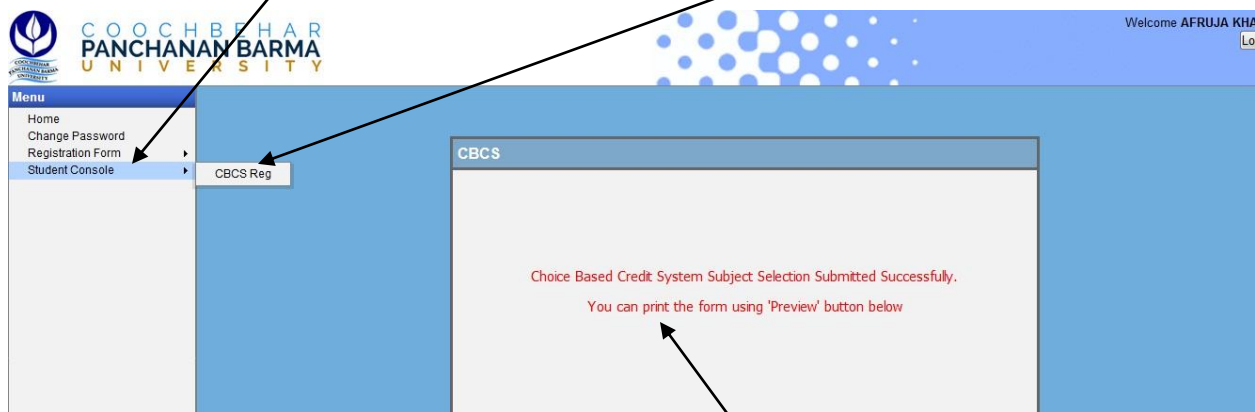


Step I : Please select the **Registration form** from the Menu and **Edit** your personal details if required and upload you Picture and Signature.

After editing, you must click the update button positively for Saving your edited data.

Next you should take a print out of the Registration form for submission to your college office duly signed by you.

Step II: Click on to the **Student Console** menu where a sub menu will show as **CBCS Reg**



Click on to the sub menu and a new screen will popup as above.

Click the Preview button and take a print out of it and submit it along with the above printed Registration form to your College office.

For any Technical help please contact your college authority or call us +91-9476468333(10:00 a.m. to 5:00 p.m.) / mail us [info@cbpbu.ac.in](mailto:info@cbpbu.ac.in)

**Thank You,**  
**Registration Team,**  
**COOCH BEHAR PANCHANAN BARMA UNIVERSITY**  
 Vivekananda Street, Cooch Behar - 736101