



# COOCH BEHAR PANCHANAN BARMA UNIVERSITY

Vivekananda Street, Cooch Behar - 736101, West Bengal, India, Ph. : (03582) 230218, Tele-Fax : (03582) 230833  
E-mail : registrar@cbpbu.ac.in, cbpbuniversity@gmail.com, Website : www.cbpbu.ac.in

*Dr. Abdul Kader Safily*  
REGISTRAR

Ref. No.: F86.V1/REG/577-18

Date: 07.05.2018

## NOTIFICATION

This is for general information to all that in response to our previous notification Ref. No. F86.V1/REG/415-18 dated 04.04.2018 we have activated the Information Communication and Technology (ICT) facilities for Students & Scholars for Educational purposes only at COOCH BEHAR PANCHANAN BARMA UNIVERSITY.

For this purpose, all the Students & Scholars are requested to login "Student" SSID. The details of this SSID and login informations given below:

SSID Password: student@cbpbu

After login to SSID; students have to put their unique "User ID" and "Password" into Internet Login page for the purpose of Internet access.

Internet "User ID" & "Password" details:

EXAMPLE 1	EXAMPLE 2	EXAMPLE 3
Name: Tanmay Dutta User ID: tanmay_dutta Password: 12345	Name: Tanmay Kumar Dutta User ID: tanmay_dutta Password: 12345	Application No.: CB17PHD2453 User ID: D2453 Password: D2453 (Only for Scholars)


**N.B.: THE USER REQUESTED TO CHANGE THE PASSWORD IMMEDIATELY ON FIRST LOGIN.**

Encl: As stated.

  
Registrar

In communication to:

1. The Hon'ble Vice-Chancellor, Cooch Behar Panchanan Barma University.
2. All the Departmental Heads/Co-ordinators, Cooch Behar Panchanan Barma University.
3. Mr. Tanmay Dutta, is requested to upload the notice to the University Website.
4. Guard File.

  
Registrar  
REGISTRAR  
Cooch Behar Panchanan  
Barma University



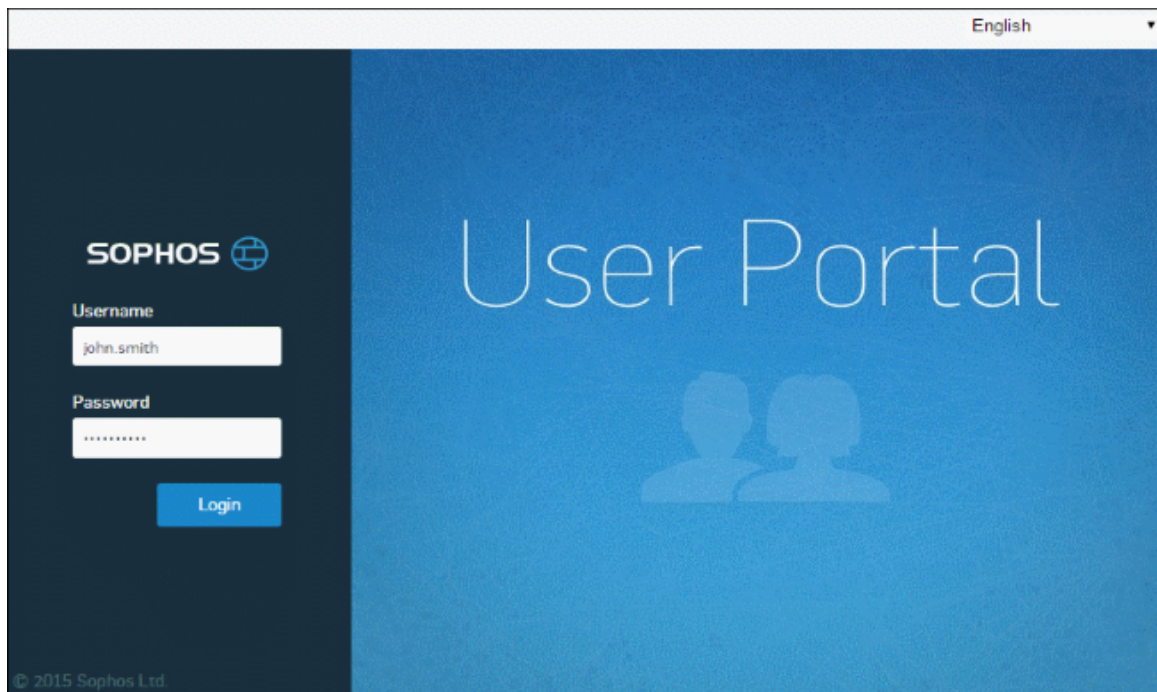
# PLEASE CHANGE YOUR PASSWORD AFTER YOUR FIRST LOGIN

To change your default password please follow the steps –

Step 1: Go to your browser.

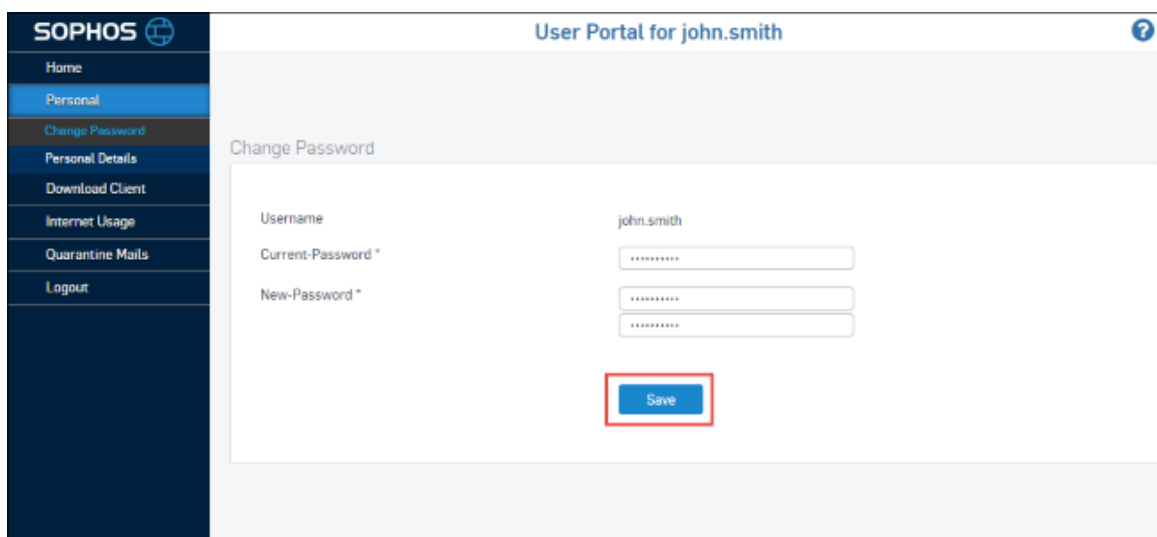
Step 2: Type “100.100.10.1” on your browser’s URL.

(Then you will get your user portal. Please login with your username and default password)



The screenshot shows the Sophos User Portal login interface. On the left, there is a dark blue sidebar with the Sophos logo and a login form. The form includes fields for 'Username' (containing 'john.smith') and 'Password' (masked with dots), and a blue 'Login' button. The main area has a light blue background with the text 'User Portal' and a faint silhouette of two people. A language dropdown menu in the top right corner is set to 'English'. The footer shows '© 2015 Sophos Ltd'.

Step 3: After login, Goto **Personal** option then choose **Change Password** option to change your default password.



The screenshot shows the 'Change Password' page within the Sophos User Portal. The page title is 'User Portal for john.smith'. On the left, a dark blue sidebar contains a menu with options: Home, Personal (highlighted), Change Password (highlighted), Personal Details, Download Client, Internet Usage, Quarantine Mails, and Logout. The main content area has a light gray background and contains the 'Change Password' form. The form includes a 'Username' field with 'john.smith', a 'Current-Password \*' field (masked with dots), and a 'New-Password \*' field (masked with dots). A blue 'Save' button is located at the bottom of the form and is highlighted with a red rectangle.

**\*IN CASE THE CANDIDATE FORGETS / LOSSES HIS /HER PASSWORD PLEASE CONTACT THE TECHNICAL ASSISTANT FOR FURTHER ASSISTANCE**